

# SAVE THE VILLAGERS FROM THE PILLAGERS!

There's double trouble at this LEGO® Minecraft™ village! Pillagers are raiding and a Ravager is trampling the crops. Worse, the Pillagers have captured an Iron Golem! It's going to take quick action, your building skills and a little help from a visiting ninja to save the day. Challenge a friend to see who can do the best job of protecting the village.

## HOW TO PLAY

1. You will need one dice and LEGO bricks you can use as playing pieces. You will also need some LEGO bricks to build models during the game.
2. Roll to see who goes first.
3. Follow the instructions on each space.
4. First one to the Finish space is the winner!



And don't forget to upload and share your builds to the #Minecraft™ group on the LEGO Life app.



Build a shield to block Pillager arrows.

**Advance 1 space.**

Shield build not included in sets.



You find TNT you can use to free the Iron Golem!

**Advance 1 space.**



Build a wall to protect your village.

**START**

Pillagers loot your village.

**Go back 1 space.**

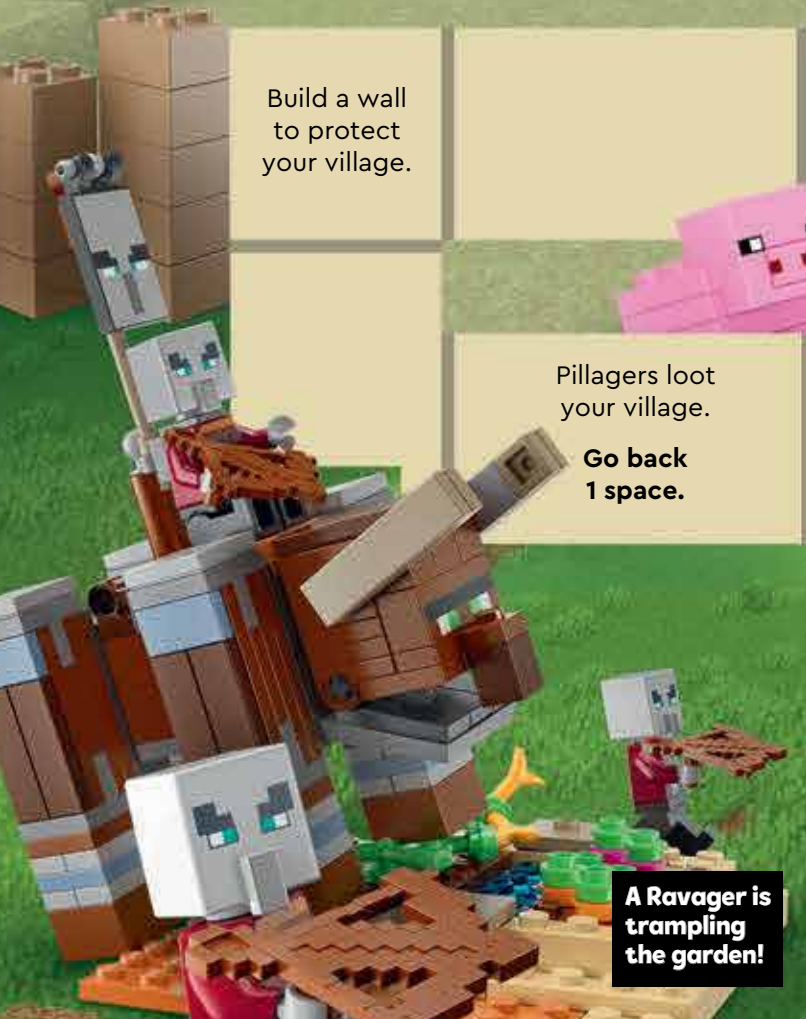
Draw your own banner.

**Advance 1 space.**

Creepers!

**Go back 1 space.**

**A Ravager is trampling the garden!**





# MINECRAFT

Village alarm bell is ringing!

**Lose 1 turn.**

Kai, Fire Ninja, shows up to help fight off Pillagers.  
**Roll again.**

Your cat scares away a Creeper™!

**Advance 1 space.**



Get ready for the raid!

**Advance 1 space.**

**You've freed the Iron Golem and saved the village!**

Pillager raid!  
**Go back 1 space.**

**FINISH**



## ARE YOU A VILLAGER OR A PILLAGER?

Take this quiz and find out!



You got diamond armor at the trading post.  
**Advance 1 space.**

**Trading post has diamond armor**

- When you see a field of wheat, you:
  - Harvest it for your village
  - Steal it for yourself
- What do you like to do with Iron Golems?
  - Summon them
  - Fire crossbows at them
- Your favorite thing to do is:
  - Work on the farm
  - Raid a farm

- Your least favorite piece of equipment is:
  - A crossbow
  - A shield
- When the village alarm bell rings, you:
  - Get scared
  - Charge!

**Add up your scores. If you have more A's, you're a Villager. If you have more B's, you're a Pillager.**

# DOWN ON THE WOOL FARM!

Wool can be used for many things in the world of Minecraft™. We're using it for a board game! There's no time for woolly thinking, so let's get started!

## GAME RULES

- 1 You will need a LEGO® brick as a playing piece and 1 dice.
- 2 Roll to see who goes first. Highest number gets the first turn. That player rolls the dice and moves the number of spaces on the board.
- 3 Follow the instructions on the space.
- 4 First one to the finish space wins!



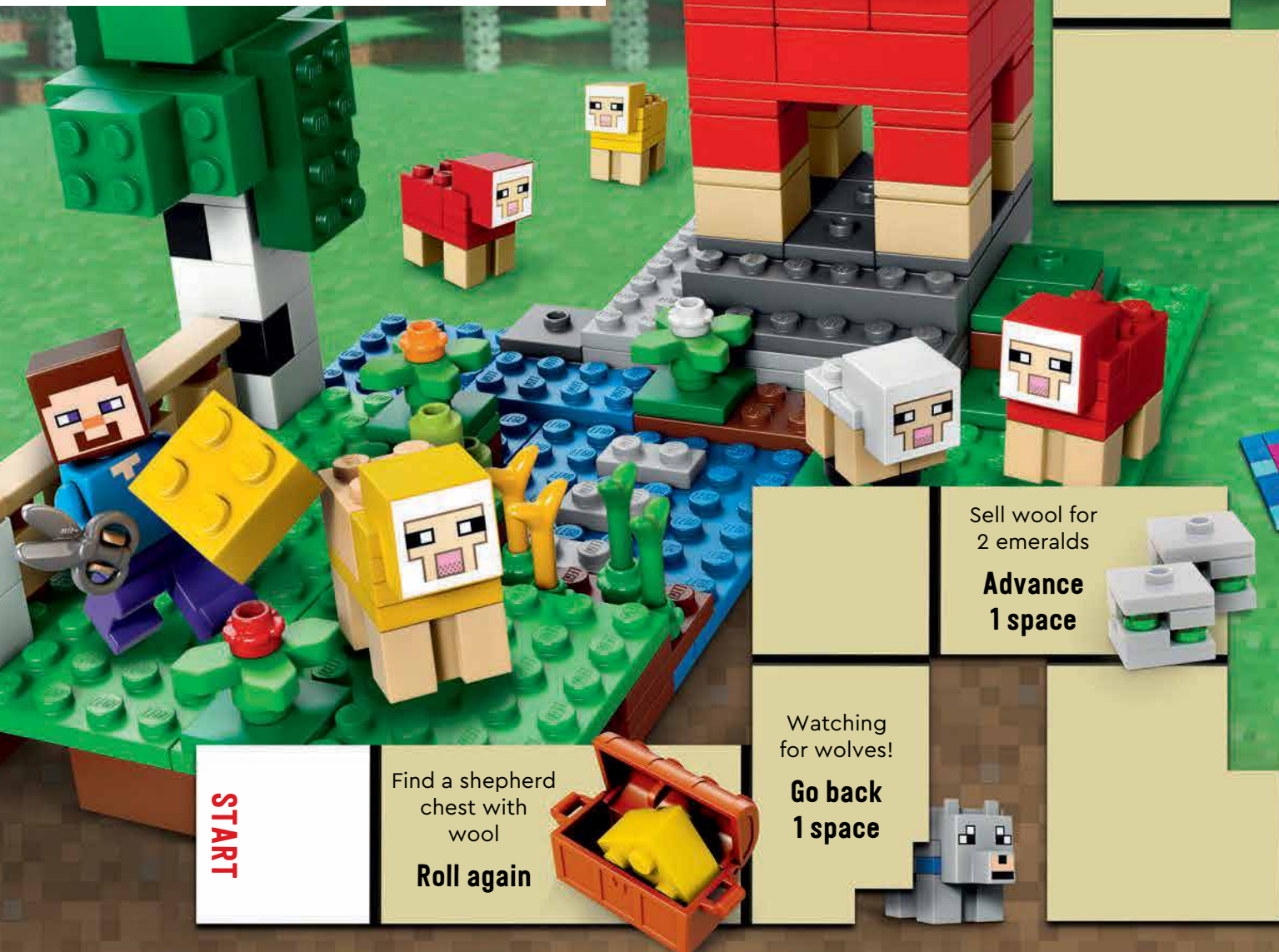
Wheat makes baby sheep grow

**Roll again**



Automatic shearer breaks down!

**Lose 1 turn**



Sell wool for 2 emeralds

**Advance 1 space**



Watching for wolves!

**Go back 1 space**




**START**

Find a shepherd chest with wool

**Roll again**





Build a mosaic wool painting

**Advance 1 space**




Sheep grazing on grass

**Advance 2 spaces**



Wolves eat your sheep!

**Go back to start**



Build a huge sheep


**Roll again**

Build a parrot wool sculpture

**Advance 1 space**

Shear 100 sheep in one minute!


**Advance 1 space**



**FINISH**

Build a heart wool sculpture

**Advance 1 space**



Build a wool carpet

**Advance 2 spaces**



Zombie pigmen threaten your farm!

**Go back 2 spaces**



Dye wool 16 colors


**Roll again**



## MINECRAFT™ MODEL MANIA!

This is just one of the inspirational models you can find in Instructions PLUS! Just scan the QR code on the box to get a closer look at the model.

**What kinds of Minecraft™ models will you build?**




# PARK PLAY DAY!


Heartlake City Park is featuring a special performance by Andrea! Grab a friend (or more) and some LEGO® bricks to play this board game and see who can make it to Andrea's stage first!


## HOW TO PLAY


- 1 Place a different coloured brick for each player on the start line.
- 2 The youngest player goes first.
- 3 Use a standard 2x4 brick for your dice! Make sure you roll it on a flat, hard surface.
- 4 Follow any instructions you land on!
- 5 If you answer a trivia question correctly, you can move one additional space!
- 6 The first player who reaches the end of the game board wins the best seat at Andrea's Park Performance!

## BRICK ROLL MOVE

 Studs Up = Forward 1 space

 Studs Down = Forward 2 spaces

 Long side = Back 2 spaces

 Short Side = Miss a Turn!



### Mia's Tree House

Built by her older brother, the Tree House is the perfect space for sleepovers, adventures outside, and telling secrets by candle light!



**START!**

Whoops! You forgot to feed the bunny! Return to start.

You sold extra carrots from the garden! Move 1 space forward!

WHAT DOES OLIVIA'S MOM DO AS A JOB?

Yum yum, stop to enjoy a hot dog. Lose 1 turn.

Join the #Friends group in the LEGO® Life App!

Quick, hop on the moped for a ride, and move forward 1 space!

I'M SO HAPPY YOU'RE HERE, PLEASE HAVE A SEAT AND WATCH ME SIIIIINNNNG!!!!

**FINISH!**





You stop to look in the secret treasure box that Mia's brother left in the tree house. Lose 1 turn.



Blocked! Move back 1 space.

Phew! Hard work at the concession stand! Move 1 space forward!



NAME ONE OF THE SPORTS STEPHANIE PLAYS?

Olivia asks you for help on an experiment. Lose 1 turn!

**Olivia's Mission Vehicle**  
Like a laboratory on wheels, Olivia's Mission Vehicle has everything a young scientist needs: computers, tools, spare parts, and a map of Heartlake City!



Mia gives you a ride on her skateboard. Move 1 space forward!



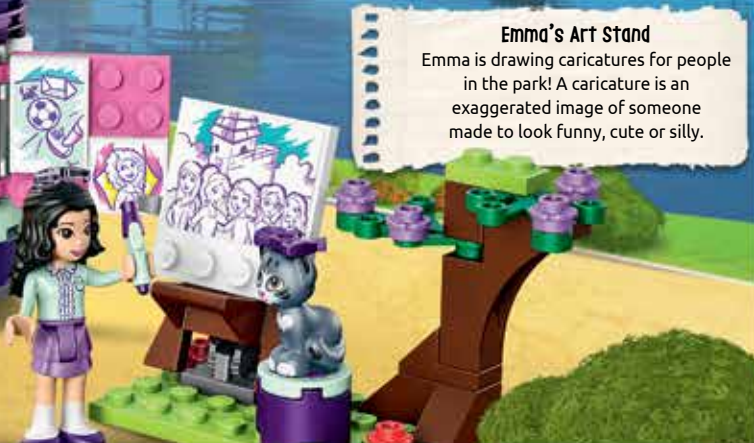
HOW MANY SIBLINGS DOES MIA HAVE?

Zobo the robot waves hello! Roll your LEGO brick again!

TRUE OR FALSE: OLIVIA LOVES TO SURFBOARD



**Emma's Art Stand**  
Emma is drawing caricatures for people in the park! A caricature is an exaggerated image of someone made to look funny, cute or silly.



Trivia answers on page 27.

WHAT IS THE NAME OF EMMA'S CAT?

Emma draws a hilarious picture of you! Move forward 1 space!

You have to babysit cute little baby Diana. Go back 1 space.



# TIME TRIAL!






## A game for two!

The 1968 Ford Mustang Fastback races on the track, while the Ford Fiesta M-Sport WRC is designed for the dirt roads, snow and sand of rallying. Also, there are 50 years' worth of development in-between! So we've created a special race across two time periods... who will win this game for two?


### How to play:

The Fiesta starts first (it's the youngest!).  
To move, roll a 2x4 LEGO® brick. If it lands:

-  On its side: 2 squares forward
-  Studs up: 1 square forward
-  Studs down: 1 square back



**START!**



### Darkness!

Change your hood to add spotlights!  
Miss a turn but roll twice next time!

### Mud!

Reduce next roll by one square.

### Bad weather!

Reduce next roll by one square.

### New tyres!

Miss a turn but roll twice next time!

### Spectators on the track!

Miss a turn.

### Apollo 8 orbits the moon!

Stop to watch the news... miss a turn!

**FINISH!**