

Nov-Dec 2024



Magazine



In this issue




Cool Creations



Comics



Favourite Characters



Activities

Welcome to issue 4

Welcome to a very special issue of the magazine! Have you noticed that some things are different? It has a new look and name, now it's called LEGO® Magazine!

Yay! The new magazine is finally out!

That's right, it looks different, but it's still packed full of fun! Inside, you'll find all the things you love – comics, posters, puzzles, and your awesome Cool Creations!

Oops! I got too many!

LEGO Magazine

LEGO Magazine

Dear Grown-Ups!

The LEGO® Magazine has changed its name and appearance, but nothing changes for you. It does not affect your child's subscription in any way.



The adventures of Max



Are you puzzled?

Look for these bricks on activity pages. They will tell you if the activity is easy, hard, or somewhere in-between.

Try them all and see how you do! If you get stuck, all the answers can be found on page 27.



Level 1
Easy



Level 2
In-between



Level 3
Hard



For information about LEGO® Magazine visit [LEGO.com/magazine](https://www.lego.com/magazine)
For questions about your membership visit [LEGO.com/service](https://www.lego.com/service).



LEGO Magazine
PO Box 3384
Slough SL1 0BJ
00800 5346 5555



LEGO Magazine New Zealand
B:Hive, Smales Farm Level 4
72 Taharoto Rd Takapuna
Auckland 0622 New Zealand



LEGO Magazine Australia
PO Box 856
North Ryde BC, NSW, 1670
Freecall 1800 823757

Try the LEGO® Play app now!

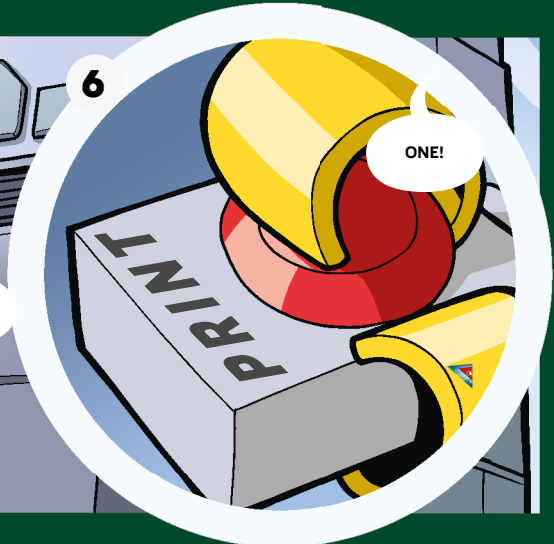






Make LEGO® creations, share with friends, watch videos, play games, and create LEGO avatars – the adventure starts here!



Ask a parent or guardian to download it for free today.

Saving the day





Cool Creations

Do you have an AWESOME BUILD you would like to share with other builders?

Send us your photo!

- 1 Have a photo taken of you with your build. You might see it on this page in a future issue.
- 2 Ask a parent or guardian to go to LEGO.com/magazine to send in your photo.
- 3 Max and Valentina love getting your letters! You can send us a story about your model, how you built it, what's going on in the scene, or whatever you like!

We loved your pictures so much we just had to put them up on the wall. Now we smile every time we look at them. Keep sending more!

Thank you all for sending us your creations, including Daisy, Muzhi, Ania, Jack, and Alex! Valentina and I can't wait to see what you build next!

Lightship
Kai, age 6,
Austria



The Playground
Grace, age 7,
Ireland



Lloyd's Deepstone Jungle Raider
Marcus, age 6,
Australia



Ice Skating Rink
Sophie, age 9,
Germany



My LEGO® Creativity
Olivia,
age 6,
Mexico



Unicorn Rainbow Stable
Aubrey, age 6,
New Zealand



Adventure City
Tommie and Boris,
age 4 and 7,
The Netherlands






My Little Christmas House
Ethan, age 5,
Canada



Christmas Market
Emma, age 7,
Germany



My Secret Cargo
Ian, age 9,
United Kingdom



Elsa's Ice Castle
Ellie, age 5,
United States



LEGO® Friends Town and the Snow Queen
Julia, age 9,
France



Biomes
Millie, age 10,
United Kingdom



Miniature City with Five Worlds
Yoan, age 6,
Switzerland




Ninja Hulk Buster
Grayson, age 5,
Australia



Christmas Village
Claire, age 9,
Canada



Dinosaur T. rex
Julien, age 5,
Belgium



Water Technology Future Land
Zed and Winter,
age 7 and 8,
United States



The Children's Garden
Miriam, age 8,
Italy



Spend a day as a witch or a wizard

It's a busy day at Hogwarts™ School of Witchcraft & Wizardry, full of excitement and chaos. Harry and his friends are ready for anything! What would you like to happen?



What's the story?

Pick your favourite endings to bring the magic to life!

1. The Great Hall

Albus Dumbledore™ and Professor Vector are meeting in the Great Hall. **Why are they there?**

- A** They're having a sleepover with cauldron cakes and hot chocolate.
- B** They are setting up a housewarming party for the troll.
- C** They're training owls and house-elves to sing together for a school choir.

2. Bathroom

You never know what you will get when entering a bathroom at Hogwarts. **Can you tell what's happening here?**

- A** Harry is teaching ballet to the troll.
- B** Ron is setting up a talent show in the bathroom.
- C** Hermione is playing hide and seek.

3. Underground Chambers

Professor Quirrell is supposed to teach Defence Against the Dark Arts, but he's secretly working for the Dark Lord. **What is he actually doing here?**

- A** He's playing fetch.
- B** He's playing chess with his reflection in a magical mirror.
- C** He is trying to make his turban change colours.





Joining Hogwarts™

Imagine you've been accepted to the Hogwarts™ School of Witchcraft & Wizardry. Who's your classmate? What magical power do you want to have? Which House will you join? You get to choose!

Who will be your classmate?



Harry! We would have the greatest adventures together.



Ron, because he's hilarious and loyal.



I pick **Hermione!** She always knows what to do in a tricky situation.



Write the name of a friend or a favourite LEGO® Harry Potter™ character:

Which magical power would you like to have?



I'd like to be able to levitate!



I'd like to be invisible!



I'd like to be able to change into my favourite animal.



Create your own:

Which House would the Sorting Hat™ place you in?



Gryffindor™

The house where brave and kind wizards come together.



Hufflepuff™

A place where loyal friends play fair.



Ravenclaw™

A home for the sharp and the witty.



Slytherin™

The house for clever teamwork and crafty plans.

4. Hufflepuff™ Common Room

Daphne Greengrass is up to no good and trying to sneak into the Hufflepuff™ Common Room while Leanne is relaxing on the sofa.

What are her plans?

- A** She wants to slip in for a quick nap.
- B** She wants to draw silly glasses on Leanne while she's dozing off.
- C** She is going to use magic to make the plants do a silly dance.

Stop the drill



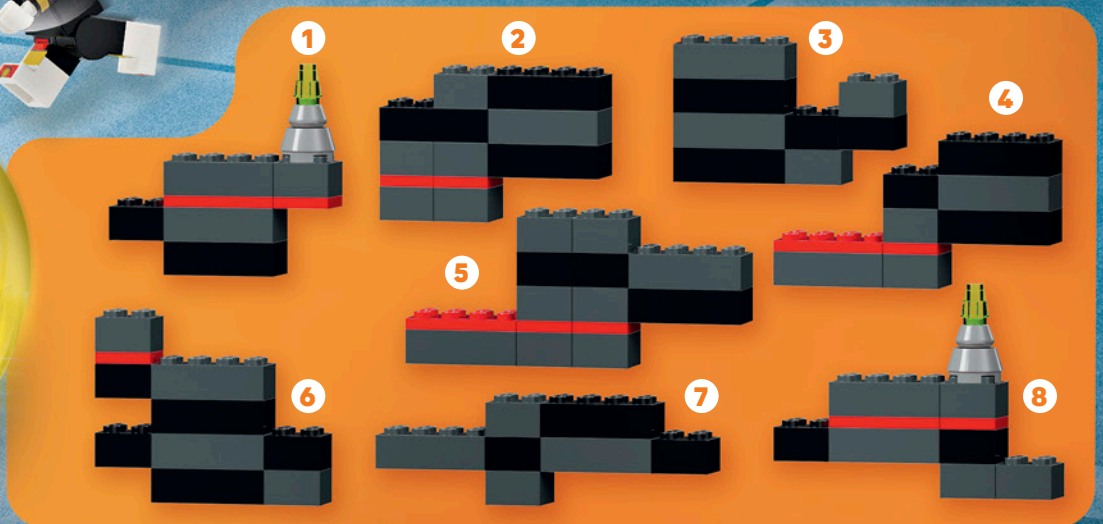

Dr. Eggman's mighty drill is smashing walls to catch Shadow and Sonic the Hedgehog™! Quick, help them escape by using your awesome building skills!



The unbreakable wall

Fix the wall! Use the bricks below to fill in the gaps in the wall so Dr. Eggman can't get through with his drill! We got you started with the first one.

Need help? Find the answer on page 27.



Sneak past the dragon




You've almost made it to the End Ship! But there's one obstacle left. The Ender Dragon is in your way! Can you sneak to the ship without waking it up?




Make your move

Get your friends and defeat the dragon! The first person at the FINISH with the highest number of bricks wins!

Each player needs:

- A LEGO® minifigure or a mini-doll figure. Place them on START, as playing pieces.
-  8 LEGO bricks, colour or shape doesn't matter!

How to play:

- The youngest player starts.
-  **Move 1 square** and take turns. You can move up, down or side-to-side. No diagonal moves!
- **You cannot stop on a square** if another player is on it!
- After you make a move, **remove one LEGO brick** from your pile.
-  **Black square** – don't stop on those, you will wake up the Ender Dragon!
-  **Green square** – add 1 LEGO brick to your pile for the next turn!



Hide and sleep

1

Before Wyldfire left the Wyldness, she taught the dragons, Red, Feisty and Sparky, the rules of hide-and-seek.



2



Tip 1: Just because you can't see them doesn't mean they can't see you!

3



4



Tip 2: Your wings are wider than you think!

5




6



Tip 3: Don't hide so well that you fall asleep while waiting to be found!

7




8



Tip 4: If it doesn't go to plan, remember, ninja never quit and neither should baby dragons... well, unless they're really sleepy!



**REBUILD
THE
GALAXY**



STAR WARS



LEGO, the LEGO logo and the Minifigure are trademarks of the LEGO Group.
©2024 The LEGO Group.

© & ™ Lucasfilm Ltd.



WICKED



LEGO, the LEGO logo and the Minifigure are trademarks of the LEGO Group. ©2024 The LEGO Group.

© Universal City Studios LLC. All Rights Reserved.



Hop on the train



All aboard the LEGO® Super Mario™ Bowser Express Train! Can you find the path that leads to the station?



Join the ride!

There are three ways the train can take, but only one is correct! Can you find the correct path?

Need help?

Find the answer on page 27.



Run to Castle Nocturnia



Join the adventure

Who will be the first to reach Castle Nocturnia? Invite up to four friends to a game and find out!

Prepare:

Each player picks a LEGO® minifigure or a mini-doll figure and places it on the START space.

Use a LEGO brick as a dice, throw it to move:



Studs up
1 space



Studs down
2 spaces




Sideways
3 spaces

How to play:

- 1 The youngest player starts.
- 2 Throw the brick and move. Follow the instructions on the board.
- 3 The player on the left goes next.
- 4 The first player to land on the FINISH space wins!

Start



You escaped on Bunchu the Bunny!
MOVE ONE EXTRA SPACE

The Never Witch is getting closer to Castle Nocturnia! If she doom-domes it, the whole dream realm will be in trouble. Can the heroes save the day?

Kids, we must hurry. I saw the Never Witch searching for the castle. We can't let her get there first!

Let's go! But wait, where's the castle?

We'll figure it out as we run!



You let them get away!



You made it past the big ridge and start to run. There's something on the horizon.

MOVE TWO SPACES

Oh, no! The Never Witch's sidekicks set up a trap!

MOVE BACK ONE SPACE

You can hear the cawing of a crow. This can't be good news.

WAIT ONE TURN



Time to jump, there's a big ridge in front of you!

THROW THE BRICK AND MOVE AGAIN

The Never Witch is on your tail again! Run faster!

THROW THE BRICK AND MOVE AGAIN



You can see a hideout!

MOVE ONE SPACE


It's the entrance to the secret tunnel! Can it lead you to Castle Nocturnia?



Yay! You slide down the slope!

MOVE THREE SPACES

Quick, hide!
The Never Witch's helpers, MadTeo and Dizzy, are looking for you!
WAIT ONE TURN



You found Mrs. Castillo's taco!

THROW THE BRICK AND MOVE AGAIN

You're lost! Climb the tree to look around.

WAIT ONE TURN



You hide in the forest.

WAIT ONE TURN

You spot the Never Witch on her Raven! She's chasing you.

THROW THE BRICK AND MOVE AGAIN

Finish

You reached Castle Nocturnia and the Never Witch is nowhere to be seen!



Catch the new LEGO® DREAMZZZ™ series on:
kids.LEGO.com/shows/dreamzzz

We made it! We can now defend the castle from the Never Witch. By the way, where is she?

Still finding the way, I guess.

Is that a light at the end of the tunnel?

MOVE ONE SPACE

You reached a dead end in the secret tunnel!

WAIT ONE TURN



Another wrong turn! Which is the way to the castle?



Check in at the château

Renée has renovated a château into a cosy Castle Bed and Breakfast. Now, Zac, Olly and Aliya are visiting. They have all started exploring and picking their favourite rooms.

There are so many interesting historical artefacts in the attic. I'm excited to see what new things I can learn about this place!

I love how the château is decorated. I'm sure the room upstairs is just as beautiful!

Welcome to my Castle Bed and Breakfast! This is my dog; he loves visitors!

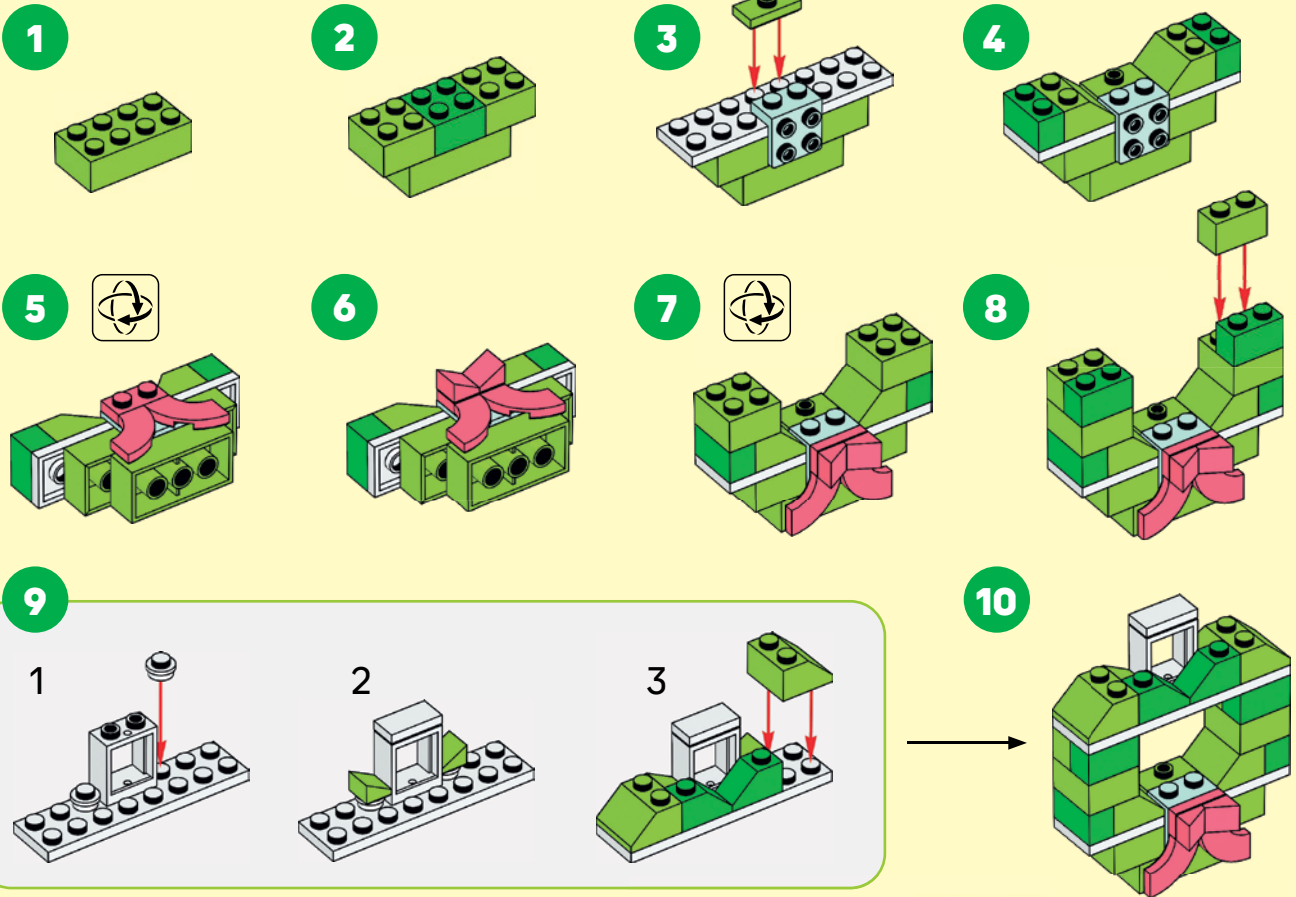
I can't wait to explore everything!

Become a designer

Now it's your turn to decorate a room in the château. You can colour it and make it your own!

Build a heart, share the love!

It's holiday time! Build a heart-shaped wreath and hang it anywhere you want. Use your favourite bricks and any colours you like!



You can start your collection of building steps and ideas!



Look for more inspiring building instructions in the free LEGO® Builder app!

- Zoom in and rotate your model while you build
- Save your sets
- Track your building completion!




Don't forget to ask a grown-up's permission before downloading apps.



Love the way you build



Hi! My name is Hank, and I am known as @farawaybricks. I live in the United States. I am a video producer, animator, and illustrator, and I enjoy designing LEGO® art in my free time.



I love combining my artistic interests with my LEGO® design work

Sometimes I first use LEGO® bricks to design a character or environment for a drawing or painting!

What LEGO character or scene will you use in your drawing?



I always design models that are small

This allows me to focus on the tiniest details – when your build is six studs wide, every single piece matters!

How big will your next LEGO build be?



I like to design something that looks great, and is super stable too

Making a little scene featuring your two favourite characters helps to learn, and makes scaling up later on easier!

Which characters will you create a scene for?

I choose only three or four colours to work with

When I start a build, I choose three or four colours to work with, and focus on these through the build! This makes for a very clean, complete-looking final build.

What colours will you pick for your next build?



Let's join forces!

LEGO FORTNITE

ADVERTISEMENT

Enter open, colourful worlds in LEGO® Fortnite, where you can be creative and silly at once! Gather up resources, face enemies, and build the coolest base. You can go on adventures on your own or with the help of your friends!


Picture time

Grab your favourite LEGO® Style outfits, and snap a memorable photo together against the backdrop!


Photo workshop in 3 steps:



1. Fold the page along the dotted line, creating a 'ground' and a backdrop.



2. Bring your coolest creations or minifigures onto this new stage you created.



3. Grab your camera, turn on the light, and capture the magic!



For more info, visit kids.LEGO.com. Don't forget to ask a grown-up before you scan the code!



www.pegi.info

BEND HERE

LEGO, the LEGO logo and the Minifigure are trademarks of the LEGO Group. ©2024 The LEGO Group.

© 2024 Epic Games, Inc. Epic, Epic Games, the Epic Games logo, Fortnite, the Fortnite logo, Unreal, Unreal Engine and UE5 are trademarks or registered trademarks of Epic Games, Inc. in the United States of America and elsewhere. All rights reserved.

Magic or science?


1

It was a fun idea to have a silly gift swap this year!

It's gonna be epic! Right, Churro?

What's that thing in the corner, Aliya?

That's for later! First, let's draw our gifts!



2



3

Can't wait to see what everyone got!

Spoiler: mine's the best!



4

Nice, a cookie-scented jar! Oh no Olly, it smells like stinky socks!

What did I say? It's the best, isn't it?



5

Speaking of... look at these socks! Guess what? I like them!

Now both of your feet can be stylish, each in a unique way!



6

Cookies with frosting! My favourite!

Eww, is this toothpaste?

Because chocolate and mint go well together!





7

I will call them the friendship pair!

Hey Nova, let's see what you got!!



8

Homework help? I was hoping for something fun, not more school stuff!

Open it!



9

LEGO Friends

WHIRR WHIRR

What is happening?



10

It's a foam-making machine! Cool!

Aliya! I didn't know you were a magician!



11

But how did you manage to switch it on with the box?

Sorry, I can't give away all my secrets.



12



Check new Friends adventures at: kids.LEGO.com/friends

Become a computer mastermind

A racing car like the LEGO® Technic Porsche GT4 e-Performance Race Car is a complex machine. It takes some engineering and programming to make it race-ready!

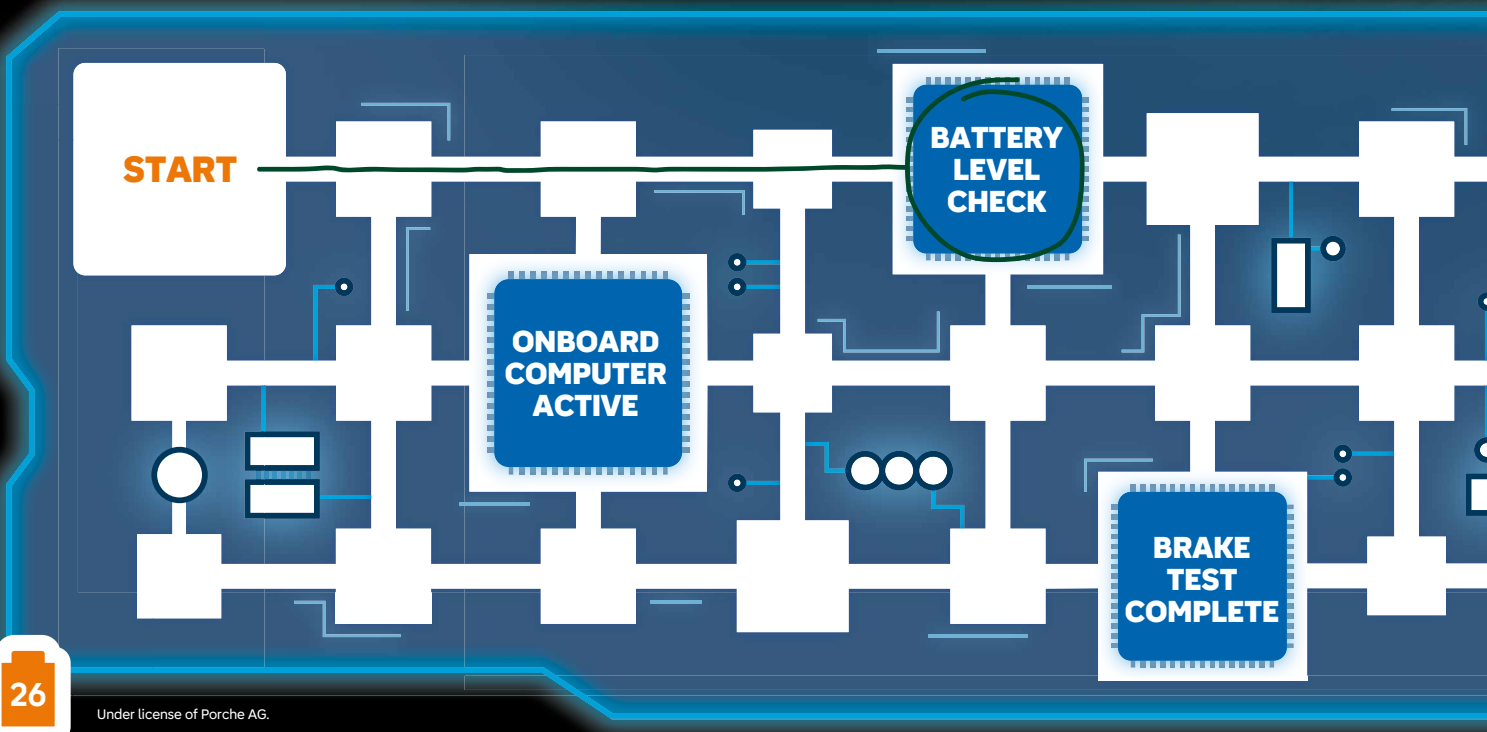


Connect the circuit board

Draw the line from the START square following the Instructions Code. By connecting all the systems in the correct order you will make the car READY TO RACE. We have done the first four moves for you!

Instructions code:

- | | | | | | | | | |
|----|--|---|----|--|---|-----|--|---|
| 1. | | 4 | 5. | | 3 | 9. | | 1 |
| 2. | | 1 | 6. | | 2 | 10. | | 2 |
| 3. | | 2 | 7. | | 2 | 11. | | 1 |
| 4. | | 1 | 8. | | 3 | 12. | | 2 |






Take the Porsche GT4 e-Performance Race Car for a spin with the LEGO® Technic™ CONTROL+ app. Operate the steering, control the lights, and try your driving skills.

Answers

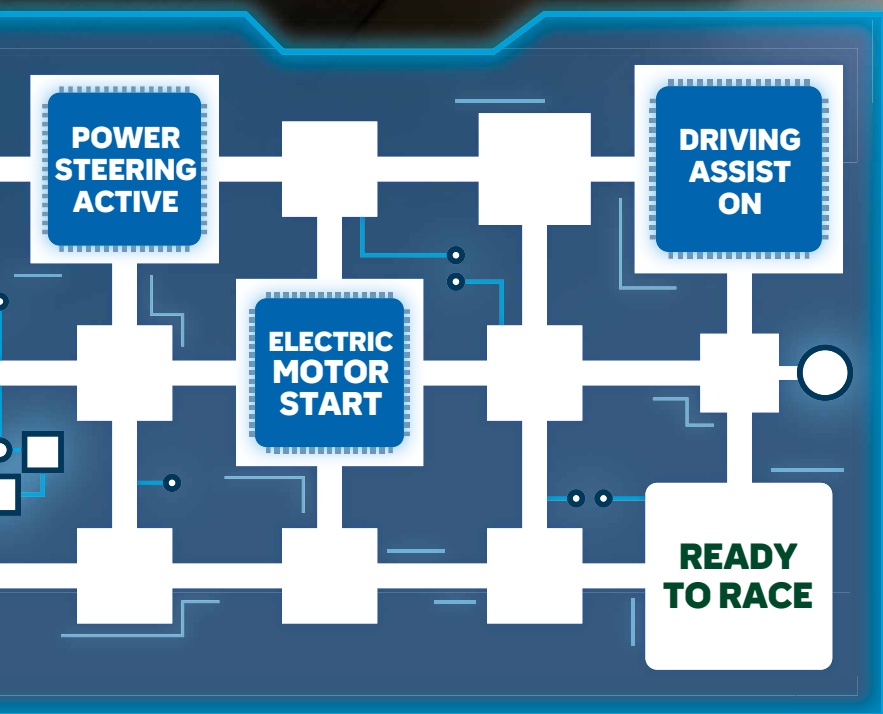
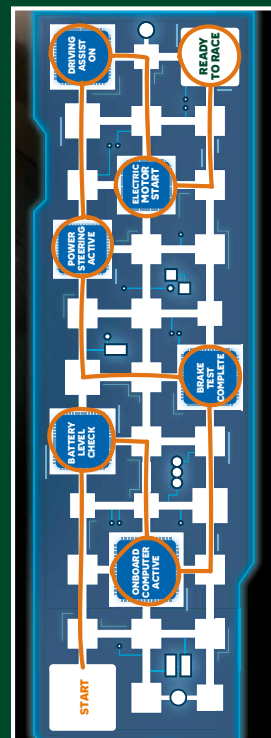
10 LEGO® Sonic the Hedgehog™:



17 LEGO® Super Mario™:



26 - **27** LEGO® Technic:



Next issue of the LEGO® Magazine out in January!



We got so many amazing photos that we decided to make the wall bigger to show off your awesome builds. Aren't they the coolest?

