


**LEGO® SUPER MARIO™
HERE WE GO!**



TM & © 2021 Nintendo.


THE MAGAZINE



New LEGO® Models



Comic Action



Activities



Cute Animals

JAN - FEB | 2021


WELCOME TO ISSUE 1!

IT'S TIME TO GET OUR BRICK ON! THIS ISSUE IS ALL ABOUT MASTERING NEW SKILLS AND GETTING BETTER AT THE THINGS WE ALREADY KNOW HOW TO DO. READY?



HMMM ... I WOULD LIKE TO IMPROVE MY BUILDING, KNOW EVERYTHING ABOUT LEGO® SUPER MARIO® AND MAYBE FIND OUT IF I AM A CAT PERSON OR A DOG PERSON.

MAX COMIC



JUST FOR YOU!

Check out the special poster in this issue! You will also see Max holding up his flag where puzzles and comics have been created just for you.

SHARE WHAT YOU THINK OF THIS MAGAZINE!

Ask a parent or guardian for their help to visit LEGO.com/LIFESURVEY today!



LEGO® Life Magazine

For information about LEGO® Life visit LEGO.com/life

For questions about your membership visit LEGO.com/service or call **1-877-518-5346**

PO Box 1138
Enfield, CT
06082

PO Box 600
Markham, ON
L3R 8G8



(US/CA)

LEGO, the LEGO logo, the Brick and Knob configurations, the Minifigure, the FRIENDS logo, the MINIFIGURES logo and NINJAGO are trademarks and/or copyrights of the LEGO Group. ©2021 The LEGO Group. All rights reserved.



I WANT TO PAINT A PICTURE WHILE RIDING A UNICYCLE WITH MY CAT SITTING ON MY SHOULDER PLAYING THE TUBA!

LOOK!

Look for these icons on activity pages. They will tell you if the activity is easy, hard, or somewhere in between. Try them all and see how you do! **If you get stuck, the answers can be found on page 27.**



TO DO LIST!

Tick off the boxes as you finish the fun puzzles and activities in this issue!

- | | |
|--|--|
| <input type="checkbox"/> Color Bowser | <input type="checkbox"/> Build your own animal |
| <input type="checkbox"/> Spot the mystery pig | <input type="checkbox"/> Create your own art |
| <input type="checkbox"/> City find-it | <input type="checkbox"/> Find all the pages with Max holding a flag |
| <input type="checkbox"/> Dog or cat quiz | <input type="checkbox"/> Build a Cool Creation |
| <input type="checkbox"/> Match the minifigure | <input type="checkbox"/> Submit your Cool Creation |
| <input type="checkbox"/> Hang a poster on your wall | <input type="checkbox"/> Write Max a letter |
| <input type="checkbox"/> Learn the way of the Ninja | |

CAPTAIN SAFETY IS HERE TO HELP, TODAY AND EVERY DAY. SAFER INTERNET DAY IS 9 FEBRUARY!

Don't have the LEGO Life app yet?



You can download it today for **FREE** from one of the app stores and sign in with your LEGO Account.



Apple and the Apple logo are trademarks of Apple Inc., registered in the U.S. and other countries. App Store is a service mark of Apple Inc. Google Play is a trademark of Google Inc.

LOOK for this symbol in the Magazine!



When you see it, you'll know that page includes a LEGO set that features **Instructions PLUS interactive digital building instructions!**

1 Download the **Free** LEGO Life app.



2 Scan the **QR code on the instructions booklet** of your LEGO set, or enter the set number into the app.



3 Once that's done, **tap on the image of the set** you just entered and start building!



Hi, I'm Captain Safety!

Want to know more about how you can stay safe online? Look for me in the LEGO Life app for tips on what you and your parents can do to make sure time online is fun and safe for everyone.



TRYING SOMETHING NEW



HEY, WHERE'S THE PIANO?

OH, HE SIGNED A DEAL TO PLAY AS A GOALIE WITH A PRO TEAM.

IS HE GOOD AT THAT?

SURE. AND EVERY TIME HE BLOCKS A SHOT, HE PLAYS A SONG.



HEY, GUYS - AND CAPTAIN SAFETY - WHY DON'T WE TRY DOING SOMETHING WE'VE NEVER DONE BEFORE?

LIKE WHAT?


I'M HUNGRY. LET'S BAKE A CAKE.



HOW CAN WE FIND A RECIPE?

WE CAN ASK YOUR MUM TO HELP US FIND ONE ONLINE.


AND LET ME TASTE THE FROSTING, I'M THE BEST AT TASTE-TESTING FROSTING.



OKAY FIRST SIFT THE FLOUR AND SUGAR ...


WELL, IT'S SIFTED ... IT'S NOT IN THE BOWL, BUT IT'S SIFTED.

POOF



NEXT, BREAK SOME EGGS ...

DONE!



I ASKED YOUR DAD TO PRE-HEAT THE OVEN. HOW'S IT GOING?

I THINK IT'S TIME TO START BEATING THE INGREDIENTS.

AT WHAT? CHECKERS? I'LL GET THE BOARD.



NOW BEAT THE BUTTER AND SUGAR WITH THE MIXER -

HERE GOES!

WHIRRRRR!!

SPLASH!



- AT LOW SPEED.

OOPS.



THIS IS REALLY HARD.

DON'T GIVE UP! I DIDN'T GET GOOD AT PIANO RIGHT AWAY.

AND I DIDN'T START OUT AS A GOOD FOOTBALL PLAYER.


AND I STARTED OUT AS THE CAPTAIN OF A ROWING BOAT.



YOU'RE RIGHT! WE'RE NOT GOING TO LET A LITTLE MESS GET US DOWN.

WELL, A REALLY BIG MESS ...

LET'S GET THAT CAKE COOKING!



LATER ...

LOOKS GREAT FOR A FIRST TRY.

BET IT TASTES GREAT TOO.

WHEN CAN WE FROST IT?



LUMMMM ... AS SOON AS WE GET MORE FROSTING?

SUPER FUN WITH LEGO® SUPER MARIO™!



COLOR BOWSER

LEGO® Mario's enemy, Bowser, is back to make more trouble. Color him in and help Mario defeat him.



BEAT THE MAZE

Make your way to the FINISH flag by following the sequence pattern through the chart. You can move up, down, sideways or diagonally.

SEQUENCE PATTERN



START



FINISH

SPOT THE DIFFERENCE

Can you find all the things that are different between these two scenes? There are 5 in total.



LEGO® SUPER MARIO™ WORD SEARCH

Can you find the names of these LEGO® Super Mario™ characters in this puzzle?

- Mario
- Bowser
- Toad
- Boo
- Goomba
- Dry Bones
- Yoshi
- Spiny

D	C	V	Q	F	G	B	R	J	B
W	R	B	X	O	W	X	L	J	O
B	R	Y	O	I	R	A	M	A	W
O	V	M	B	O	O	U	A	Y	S
Q	B	W	X	O	W	Q	M	N	E
A	I	N	C	Y	N	V	A	I	R
L	X	H	D	O	X	E	Y	P	Y
M	P	A	S	S	N	S	S	S	D
J	O	W	O	H	E	T	M	U	M
T	A	E	I	I	Y	Z	G	O	T
O	F	G	Z	U	K	R	L	S	

Need Help? All the answers to this puzzle can be found on page 27.

TM & © 2021 Nintendo.



WHAT'S YOUR LEGO® SUPER MARIO™ PERSONALITY?



Do you like daring, action-packed LEGO® Super Mario™ adventures, or would you rather explore and meet challenges at your own pace? Choose which path you want to follow below and see where it leads.



IT'S YOUR DREAM PIG HOUSE



MINECRAFT

NEW!

Alex knows all about taking care of pigs and built this Pig House to help keep them safe from the Creepers™. There is even a garden full of tasty carrots and a fence to make sure the pigs don't run away!



Spot the Mystery Pig

A pig from a neighboring flock has wandered into Alex's yard, looking for food. Can you find the mystery pig from these clues?

The pig:

- Is wearing a saddle
- Has spots
- Likes carrot tops
- Likes to eat alone
- Has long legs



Make Your Pigs Happy

We built a giant carrot just to give our pigs a special gift. What would you build? A pig pen? Pig roller coaster? Pig spa? Build something awesome, take a photo, and share it in the #Minecraft™ group in the LEGO® Life app.



Set comes with 2 pigs.

Getting Places on Your Pig

- You can ride a Minecraft pig if you have a saddle, a fishing rod and a carrot.
- Dangle the carrot in front of the pig to get it to go where you want.
- The ride will end when the pig finishes eating the carrot. So bring extra carrots!



WELCOME TO LEGO® CITY!

LEGO® City gets bigger every day, with new buildings, new vehicles and lots of minifigures moving in.

It's Job Swap Day in LEGO City, when everyone gets to master some new skills by doing a different kind of work. Mayor Fleck is ready to tell people about their new jobs, but some of his citizens are missing – and now he's lost too!



Build your own City scene for your favorite character, and share it in the #City group in the LEGO Life app.



Find the missing LEGO City residents!

Which minifigure and job are your favorite? Who would you like to be trained by?



**DUKE
DETAIN**
Daring
protector
of the city.



**FREYA
MCLOUD**
Cool and
confident
Fire Chief.



BILLY
Curious,
kind boy
who loves
adventure.



MADDISON
Smart,
independent
girl who
likes to solve
problems.



FENDRICH
Wealthy
and
powerful
businessman.



CITY ADVENTURES



Need Help?
Answers can be
found on page 27.



MAYOR FLECK
Hard-working
official who
always dresses
as a corn on
the cob.



**DAISY
'KABOOM'
LEWIS**
Highly
skilled
demolitions
expert.



**SERGEANT
GRIZZLED**
Veteran officer
who has seen
it all.



**ROOKY
PARTNUR**
Eager,
high-energy
Sky Police
officer.



**HARL
HUBBS**
LEGO City's
only roving
handyman.

MEET THE BRICKPETS!

They're cute, they're cuddly, and best of all, they won't shed on your rug.



Are You a Cat Person or a Dog Person? Take this quiz and find out!

- 1 You like having an animal friend who is:**
 - A. Often noisy and running all over
 - B. Often quiet and likes to sleep a lot
- 2 It's Saturday morning. Would you rather:**
 - A. Get up really early and go for a walk
 - B. Sleep in
- 3 You prefer:**
 - A. A pet who likes to go outside
 - B. A pet who is okay with staying inside
- 4 Would you rather have:**
 - A. A pet who might chew your slippers?
 - B. A pet who might climb the curtains?
- 5 The cutest thing in the world is:**
 - A. A puppy
 - B. A kitten

Scoring

If you answered **A** more often, you are a dog person.
If you answered **B** more often, you are a cat person.



Give Your Pet Some Love this Valentine's Day!

Show your pet how much you love them this Valentine's Day. You might build a model of your pet or a special gift for them. Share your LEGO® build in the #Animal stuff group in the LEGO Life app.

ANIMALS AT WORK

Did you know that animals can have jobs, just like people do? Here are just a few of the ways they help out every day:

1 Service dogs are animals that assist people who are blind, deaf or face other physical challenges. Service dogs train for hundreds, sometimes thousands, of hours to gain the skills to do their jobs.



2 Search and rescue dogs look for people who are missing, relying on their amazing sense of smell.



3 Therapy dogs help people recovering from injury or who just need companionship.



MATCH THAT MINIFIGURE!

NEW!

LEGO minifigures™

It's time for the hottest new game show in town! Just match the quote to the minifigure who said it. It takes real skill to spot the clues, so read the quotes carefully. Get them all right and you'll be a Minifigure Master!



- A** "I like to make my pet dogs feel at home, so I dress like one."
- B** "I get a buzz out of my job."
- C** "I gallop to get to archery class!"
- D** "When my day of visiting flowers and plants is over, I fly away home."
- E** "I put a message in a bottle and threw it in the ocean - I hope me and my pet get a pen pal!"
- F** "Howl howl gargle howl!" (translates to "I need more energy crystals, even if I have to ... steal them!")
- G** "I'm seeking adventure and some wood polish for my jaguar mask."
- H** "I love the ocean! We all have to help keep it clean."
- I** "Here's my hit song, 'Goodbye LEGO® Brick Road!'"
- J** "Take-offs are easy, it's that landing part that's hard."
- K** "Bringing space justice wherever I go!"
- L** "How do you get to play at big minifigure events? Practice!"

Need Help? Answers can be found on page 27.

WHO'S READY TO PLAY?

WHEN MY DAY OF VISITING FLOWERS AND PLANTS IS OVER, I FLY AWAY HOME.

12. D



Ferrari F8 Tributo



Produced under license of Ferrari S.p.A. The name FERRARI, the PRANCING HORSE device, all associated logos and distinctive designs are property of Ferrari S.p.A. The body designs of the Ferrari cars are protected as Ferrari S.p.A. property under design, trademark and trade dress regulations.

THREE TIMES THE POWER!



McLaren Senna





Manufactured under license from McLaren Automotive Limited.
The McLaren name and logo are registered trademarks of McLaren.
Senna is the registered trademark of Ayrton Senna Empreendimentos Ltda.

**GT
R**
NISMO

NISSAN GT-R NISMO



Nissan, Motor Co., Ltd. Trademarks, designs, copyrights and/or other intellectual property rights are used under license.



SPEED
CHAMPIONS


WINTER FUN WITH DISNEY'S BEAUTY AND THE BEAST



Belle and the Beast are enjoying a winter's day at the castle. Count all the snowballs that Cogsworth and Lumiere have thrown around in a big snowball fight!



Write the number in the box.



Need help?
Answers can be found on page 27.



Disney
PRINCESS

© DISNEY

Make a Diorama!

Did you know you can turn an ordinary box into an outdoor or indoor scene for Belle and the Beast or other characters to play in? It's easy and fun, just follow these steps. Ask your parent or another grown-up to help.

Here are some supplies you may need:



1 Use a small postal box, a LEGO® box or a shoebox. Open it up and turn it on its side.



2 Make a background by cutting out pieces of colored paper and gluing them on the back wall of your box.



3 Color the bottom using markers or paints. For an outdoor scene, try gluing on cotton wool balls for snow!



4 We created houses made from cut paper, and walkways from pebbles. For the inside scene use scraps of fabric to make rugs and curtains, and aluminum foil to make a mirror.



5 Glue anything else down that you want. Have fun creating a diorama that you can share with your friends.



YOU DID IT!

Wrap the outside of the box with paper to make it look a little nicer. Add your LEGO minifigures to the scene and create your own story!

NEW!



X-WING FIGHTER™



TIE FIGHTER™

BATTLE ON!

How much do you know about three of the most famous Star Wars™ ships: The X-Wing Fighter™, the TIE Fighter™ and the Millennium Falcon™? Take this quiz and find out!

Need help? Answers can be found on page 27.



USE THE FORCE ON THIS TRUE/FALSE QUIZ

1. TIE Fighters have no shields and no hyperdrive.
2. TIE Fighters are most effective when operating solo.
3. The Millennium Falcon™ was formerly known as the Stellar Envoy.
4. The X-Wing Fighter™ is flown by Imperial pilots against the Rebels.

TRUE FALSE
TRUE FALSE
TRUE FALSE
TRUE FALSE



© & ™ Lucasfilm Ltd.



MILLENNIUM FALCON™

USE THIS SPACE TO DRAW YOUR OWN SHIP!

Wings Cockpit Landing feet



SAVE MASTER WU AND MISAKO!

Master Wu and Misako drank some Traveller's Tea and disappeared into the past. The ninja team must search through their history and remember Master Wu's lessons. Help them find Master Wu and Misako!



Rules

1. You will need minifigures for playing pieces, some LEGO® bricks and one dice.
2. Roll to see who goes first. Whoever rolls the highest number gets the first turn.
3. When you land on a space, follow the instructions or pay attention to Master Wu's advice.
4. The player who reaches the Finish space first, wins.



"To become a ninja, you must first be able to see what others do not see."
- Master Wu
Advance 2 spaces

Show off your favorite ninja move.

START

Watch out for the Skulkin.
Lose 1 turn

You learn Spinjitzu.
Advance 1 space

Say who your favorite ninja is, and why.

Escape from the Serpentine.
Advance 1 space

Build a small dragon using your bricks.

Master Chen tries to steal your power.
Lose 1 turn

You master Airjitzu.
Roll again

"Ninja sharpens ninja."
- Master Wu

All players advance 1 space

Look for the special NINJAGO stickers included with this issue!



"A legend can be a truth no one has seen."
- Master Wu
Advance 2 spaces



Captured by Nadakhan and his Sky Pirates.
Go back 2 spaces

Build a small training dojo using your bricks.

Challenge the Hands of Time.
Go back 2 spaces



You escape the Realm of Oni and Dragon.
Advance 1 space

Build a small plane for Kai using your bricks.

You defeat the Overlord and save NINJAGO City.
Roll again

"Learn, practice, apply. It's the only way to discover your true path."
- Master Wu
Advance 1 space

Zane is sent to the Never-Realm.
All players go back 1 space

"A ninja never quits."
- Master Wu
Roll again

You defeat the Skull Sorcerer and free Shintaro.
Advance 1 space

Trapped on Dark Island.
Go back 1 space

Ninja training
Name one new thing you learned to do this year.

FINISH



THANK YOU FOR FINDING US! WOULD YOU LIKE SOME TEA? I PROMISE IT WON'T MAKE YOU TIME TRAVEL.

COOL CREATIONS

Do you have an awesome build you would like to share with other builders?
SEND US YOUR PHOTO!

1. Take a photo of your build. You might see it on this page in a future issue.
2. Ask a parent or guardian to go to LEGO.com/magazine.
3. There they can download and complete the Submission Form, then email it along with your photo. See the Submission Form for the email address.

The Happy Playground
Helena, age 9,
Germany



Hugo's Moving Castle
Marco, age 10, Hugo and Léo, age 6, France



Speed Star One
William, age 8, Australia

The Junk Yard Builder
Aiden, age 7, USA



Mega Tower Block
Zachary, age 5,
and Josiah, age 9,
United Kingdom



Super Car Flash
Ronan, age 9, and
Charly, age 3, France



Nature Boat
Eva, age 8,
New Zealand



LOOK AT ALL THE AMAZING COOL CREATIONS THAT HAVE BEEN SUBMITTED BY AWESOME BUILDERS JUST LIKE YOU. THANKS TO EVERYONE WHO SENT IN PHOTOS OF THEIR BUILDS!





Abandoned Alien City
Mateo, age 8, Belgium



The Queen of Flowers Concert
Seren, age 8, United Kingdom



Animal House
Maat, age 10, USA

Rebuild the world™



Ninja Police Station
Oliver, age 6, Sweden




Kevin
Michael, age 7 1/2, Canada



Fire Truck
Niek, age 7, Netherlands



Big Star Crasher
Adam, age 7, Switzerland



Police Boat
Jeffery, age 7, Australia



Amazing Amusement Park
Lilly, age 7, USA



Hotel Caterpillar
Felix, age 6, Denmark



Zane's Superplane and Megabot
Aaron, age 5, Germany



House with Playground
Fenna, age 6, Netherlands



Photo Tips!

Here are some tips on how you can take awesome photos of your models.



Check out the "Take Photos Like a Pro!" video on the LEGO Life app!



TIP 1: Composition

Objects in your picture can be in the foreground, middle ground or background. Where they stand determines what the viewer pays attention to first.



TIP 2: Lighting

You can use regular lamps or flash lights. Keeping lights further away from your camera will help the model look 3-dimensional in the picture.



TIP 3: Background

A good background tells the viewer where your picture takes place, and helps give it a story. Make your own backgrounds by drawing or painting on paper or cardboard or building something with LEGO bricks.

BUILD AND REBUILD WITH TRANSPARENT BRICKS!

Check out these amazing models and tips on using transparent bricks in your own LEGO® creations.

BUILD A DUCK

Here's a cute little duck you can build using pieces from your LEGO collection. **Don't worry about matching the colors. You can use any colors you like.**

1



2



3



4



Why do fish swim in schools?

Because we can't fly!



GOLDFISH

This goldfish takes her swimming seriously as she travels through the fish tank. She's in training for the Fish Olympics!

Building the goldfish out of transparent bricks helps it "glitter" in the light, just like a real fish, and stand out from your other models.



UNICORN

Unicorns are one of the most popular mythical animals. Did you know that, according to legend, unicorns can tell if someone is telling the truth? Well, this is an awesome model, and that's the truth!

Using a transparent brick for part of the unicorn's horn lends the model a little sparkle.



Why do ducks fly south for the winter?

Because it's too far to waddle.



WIZARD

We're not sure if this wizard can really cast spells, but the model is pretty magical. Still, if your bricks start mysteriously disappearing, you know who to talk to.

The transparent pieces in the Wizard model could be valuable gems, enchanted crystals or whatever you choose.



What's big, and furry and makes a whole lot of noise?

A lion with a drum set!



LION

He's the "King of the Jungle", but lions don't actually live in jungles. They live on savannahs, grasslands and in open woodlands, except for this one ... he lives on your desk.



The lion's transparent mane looks awesome when you shine a torch light through it, as if he is standing in the setting sun.

DUCK

There's an old legend that a duck's quack doesn't echo. They say that's not true, but we don't know for sure. We haven't been able to get this duck to quack to test it out.

Transparent feet let this duck see where it's walking. They also give the illusion of the duck being in the crystal clear water.



MAKE YOUR OWN CREATION!

What kind of creature model would you make? Draw it here, then go build!





DISCOVER THE SECRETS OF DOTS!

Create Your Own Coded Messages

Share super-secret messages with your family and friends using the DOTS code word bank. Just write out your message on a piece of paper, fold it up and put it in the special compartment of your Secret Holder or another great hiding place. Ready to pass the message on? Just retrieve it and give it to the person it's for.

Get started by decoding the message down below. We've started it for you.

Being   is the    !

You are  fun than  I know,

including  wrap!

Word Bank



best



ever



your



anyone



thing



more




bubble



friend



This is a secret key that can also be used as a tile separator.





Create Your Own Art

Grab some markers or colored pencils. You can fill in this color-by-number mosaic to reveal the secret animal in the picture. Can you guess what it will be?



- 1 = Light blue 3 = Pink 5 = Yellow OR your choice _____
- 2 = Black 4 = Light green 6 = Orange OR your choice _____


1	1	1	1	1	1	1	1	1	1	1	1	1	1	1	1	1	1	1	1	1	1	1	
1	1	2	2	1	1	1	1	1	1	1	1	1	1	1	1	1	1	1	2	2	1	1	
1	1	2	3	2	1	1	1	1	1	1	1	1	1	1	1	1	1	2	3	2	1	1	
1	1	2	3	3	2	1	1	1	1	1	1	1	1	1	1	1	2	3	3	2	1	1	
1	1	2	3	3	3	2	2	2	2	2	2	2	2	2	2	2	3	3	3	2	1	1	
1	1	2	3	6	6	6	6	6	6	5	5	5	5	6	6	6	6	6	3	2	1	1	
1	2	1	2	6	6	6	6	6	6	6	5	5	6	6	6	6	6	6	2	1	2	1	
1	1	2	6	5	2	2	2	2	2	5	6	6	5	2	2	2	2	2	5	6	2	1	1
1	1	2	2	5	5	2	4	4	4	2	6	6	2	4	4	4	2	5	5	2	2	1	1
1	1	2	6	2	5	5	2	4	4	2	6	6	2	4	4	2	5	5	2	6	2	1	1
1	1	2	6	6	2	5	5	5		2	5	5	2		5	5	5	2	6	6	2	1	1
1	1	2	6	6	6	2	5	5	5	6	5	5	6	5	5	5	2	6	6	6	2	1	1
2	2	2	2	2	2	2	2	2	2	2	3	3	3	3	2	2	2	2	2	2	2	2	2
1	1	2	6	6	6	6	2	6	6	5	3	3	5	6	6	2	6	6	6	6	2	1	1
1	1	1	2	6	6	2	6	6	5	5	2	2	5	5	6	6	2	6	6	2	1	1	1
1	1	1	1	2	2	6	6	6	6	2	5	5	2	6	6	6	6	2	2	1	1	1	1
1	1	1	1	2	2	2	2	2	2	2	2	2	2	2	2	2	2	2	2	1	1	1	1
1	1	1	2	1	1	1	1	1	1	1	1	1	1	1	1	1	1	1	1	2	1	1	1

Make Your Own Patterns

A pattern is a design in which lines, shapes, forms or colors are repeated. You see them everywhere, from cups to pillowcases to bedsheets, and more. Create your own pattern using plain paper or graph paper and colored pencils. Here are some examples to help you get started.



Patterns can start from small, simple line designs. You can use straight lines, curved lines or angled lines.



Feel free to mix up different designs until you get one you really like.



Trace your design onto plain paper or graph paper multiple times until you have filled up the page. Color in your pattern.

SPEND THE DAY AT THE ORGANIC CAFÉ!

There's always lots going on at Andrea's house and Mia's new Organic Café. Stop by to discover how you can help create a menu, keep track of your day, and more. The LEGO® Friends are waiting for you!

NEW!



ADDING TO THE GARDEN

Mia is planning to grow fresh vegetables she can use in the Organic Café. She picked out these packets of seeds:

- 2** packets of carrot seeds
- 1** packet of tomato seeds
- 3** packets of broccoli seeds

How many packets of seeds did she buy?

DID YOU KNOW?



Bees love brightly colored flowers and flowers with a strong smell.



Strawberries are the **only** fruit that has its seeds on the **outside**.



MAKE THE MENU

The Organic Café offers lots of delicious foods and drinks. They want to add more to their menu and need some new ideas.

Can you help by drawing some of your favorite smoothies and sandwiches on the menu sign?

TODAY'S MENU



MY DAY

Tick off all the things you did during your day.

- Woke up
- Ate breakfast
- Brushed my teeth
- Washed my face
- Did my school work
- Ate lunch
- Played inside
- Played outside
- Talked to a friend
- Built with bricks
- Did my homework
- Wrote in my journal
- Ate dinner
- Read a book
- Watched television
- Went to bed



FOLLOW YOUR DREAM

Complete the story about Andrea's dream by circling your favorite words below. Once you are done, go back and see if you can make it funnier by selecting different words.

Andrea was getting ready to (sing / dance / swim) in the big (show / circus / pool). She practiced singing every (song / book / movie) she knew. She was nervous about (doing / diving / snoring) well. One night, she had a (dream / sandwich / bath) about (singing / flying / chickens). She heard everyone (cheer / howl / yell) for her. The next day, she was not (nervous / calm / tall) anymore. She (did great / baked cookies / performed magic tricks) in the show! "It's a (dream / fairy tale / bake sale) come true!" she said.


SOLUTIONS

LEGO® Super Mario™: Pages 6-7



LEGO DOTS: Pages 24-25
Being your friend is the best thing ever! You are more fun than anyone I know, including bubble wrap!

LEGO Minecraft™: Page 9



LEGO City: Pages 10-11



LEGO Friends: Pages 26-27
6 seed packets

LEGO Minifigures: Page 13

- 1. H 4. C 7. J 10. B
- 2. I 5. E 8. A 11. F
- 3. G 6. L 9. K 12. D

LEGO® I Disney Princess™: Page 16
15 Snowballs

LEGO Star Wars™: Page 17

- 1. True 3. True
- 2. False 4. False

Next issue of LEGO® Life Magazine out in March!

DOWN AT THE WATERHOLE

